



Co-funded by the  
Erasmus+ Programme  
of the European Union

# IMPLEMENTING ePORTFOLIO

HOCHIMINH CITY UNIVERSITY OF TECHNOLOGY AND EDUCATION

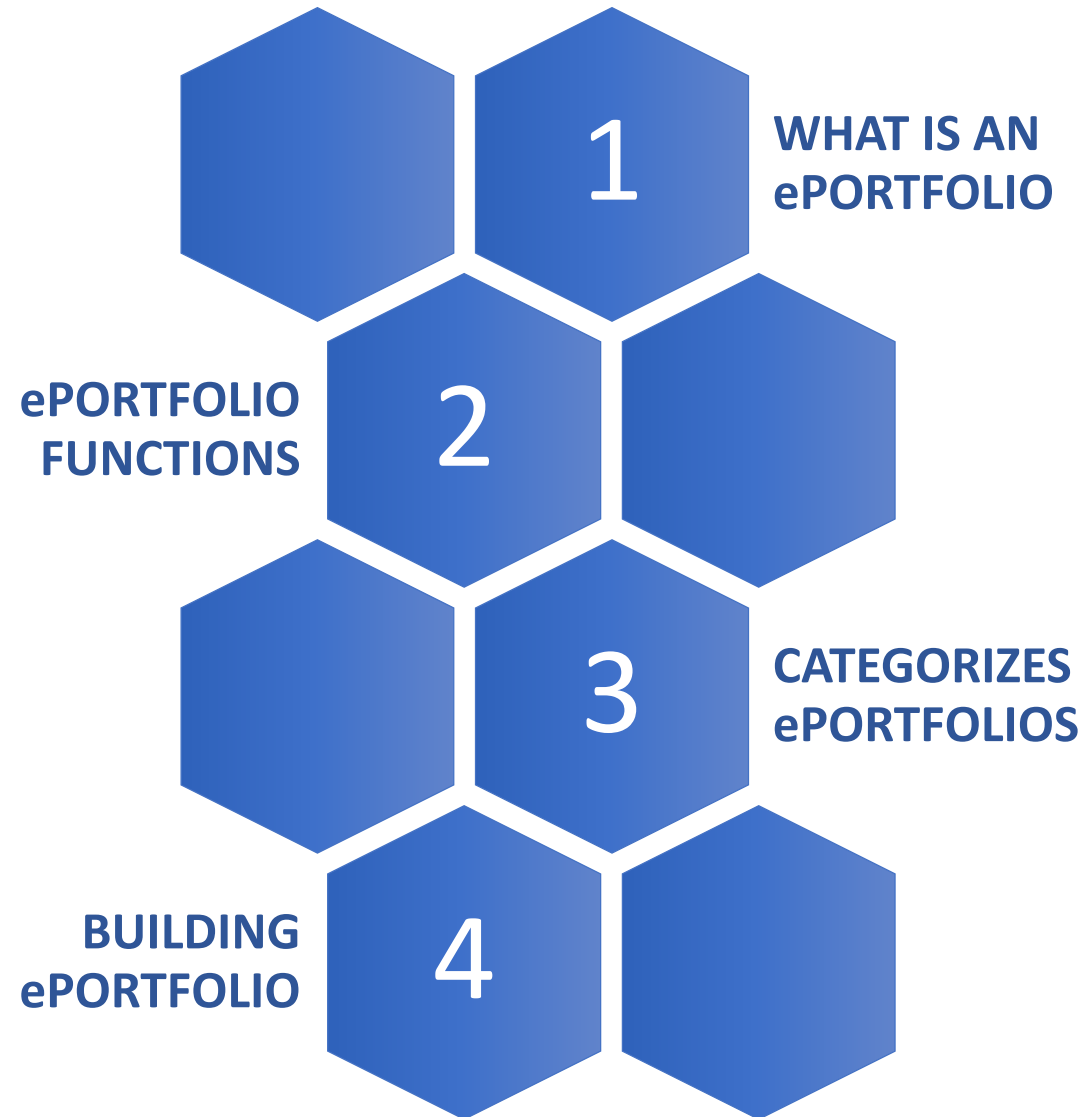
**HAMK**  
HÄMEEN AMMATTIKORKEAKOULU  
HÄME UNIVERSITY OF APPLIED SCIENCES



**KU LEUVEN**



# CONTENT





# WHAT IS AN ePORTFOLIO

An ePortfolio is an evolving:

- electronic/online resource
- **record, store and archive** the artefacts of learning
- **reflection** for an individual learner.

## What is an ePortfolio?



### A PROCESS

Creating an ePortfolio helps you reflect on learning and discover interests.

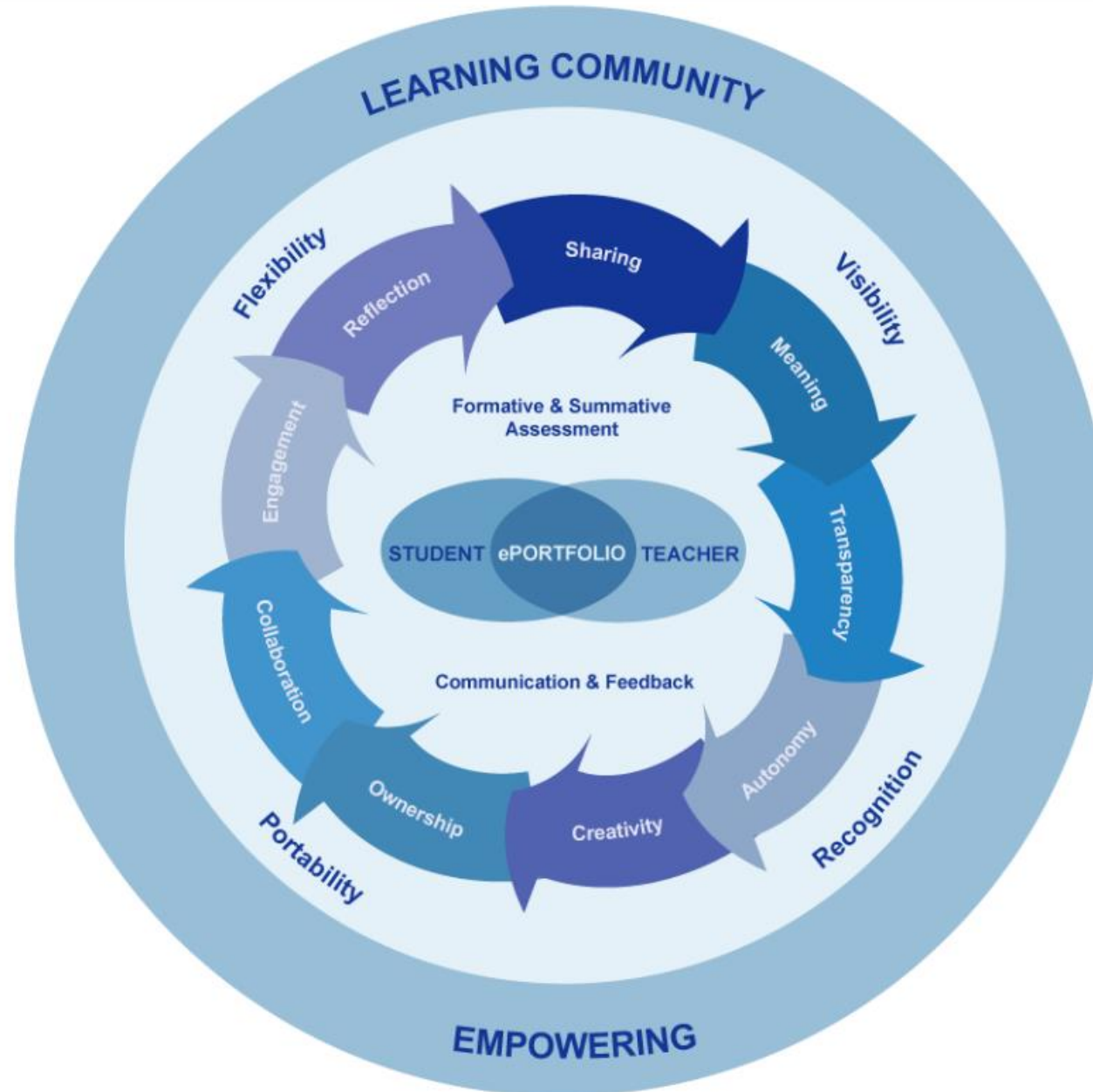


### A PRODUCT

Show your work to employers, professors, admissions committees, etc.

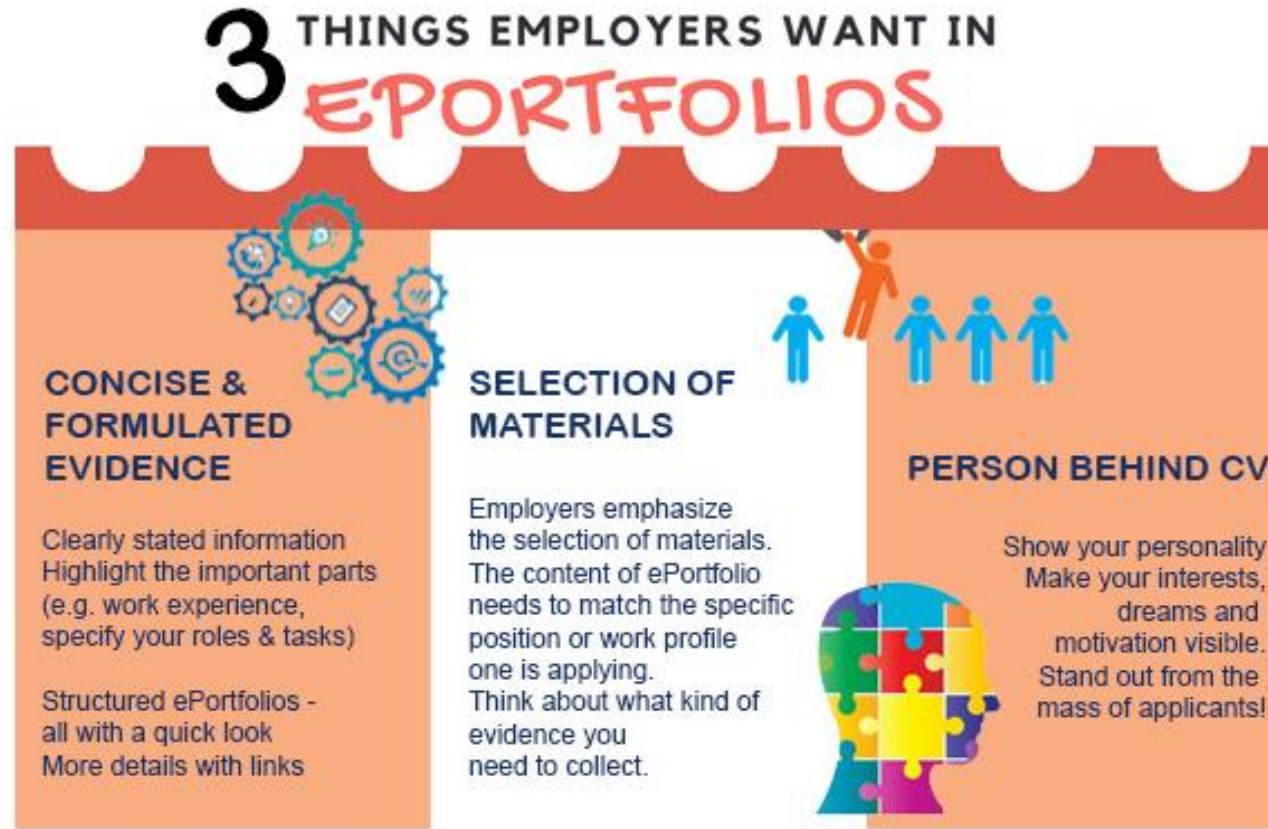
# ePORTFOLIO FUNCTIONS

ePortfolios as a  
way to empower  
students



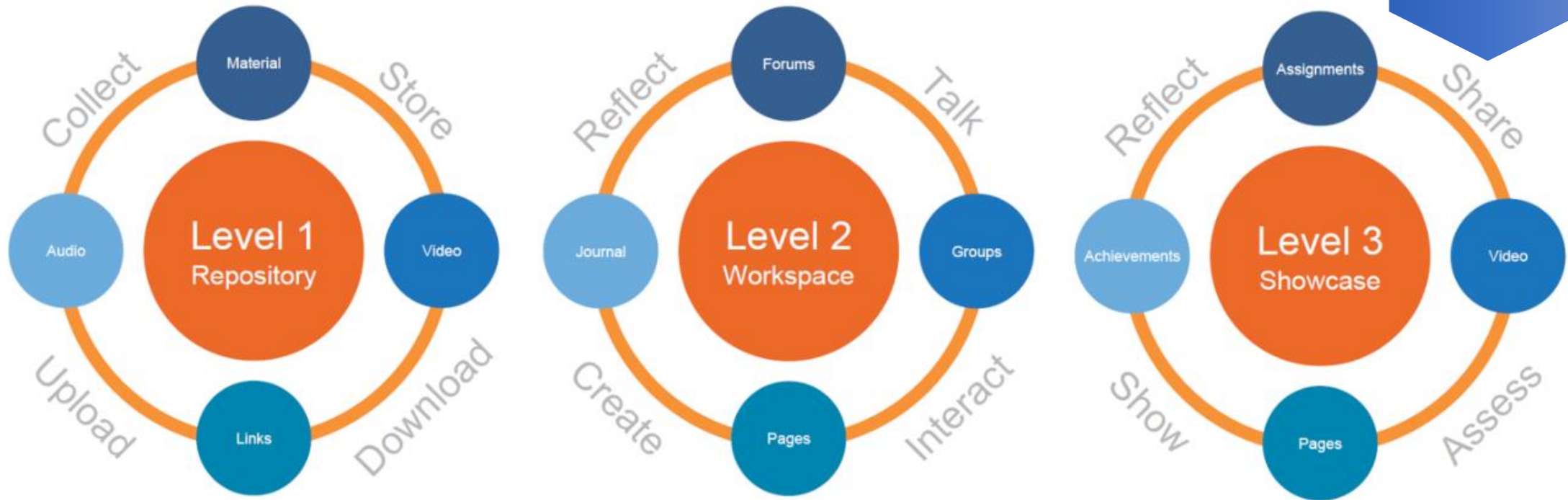
# ePORTFOLIO FUNCTIONS

ePortfolios as a  
bridge them to  
future work  
places





# ePORTFOLIO FUNCTIONS



- According to Abrami & Barrett (2005), ePortfolios can have three distinct functions that can be divided into three distinct levels.

# CATEGORIZES PORTFOLIOS



What you've learnt

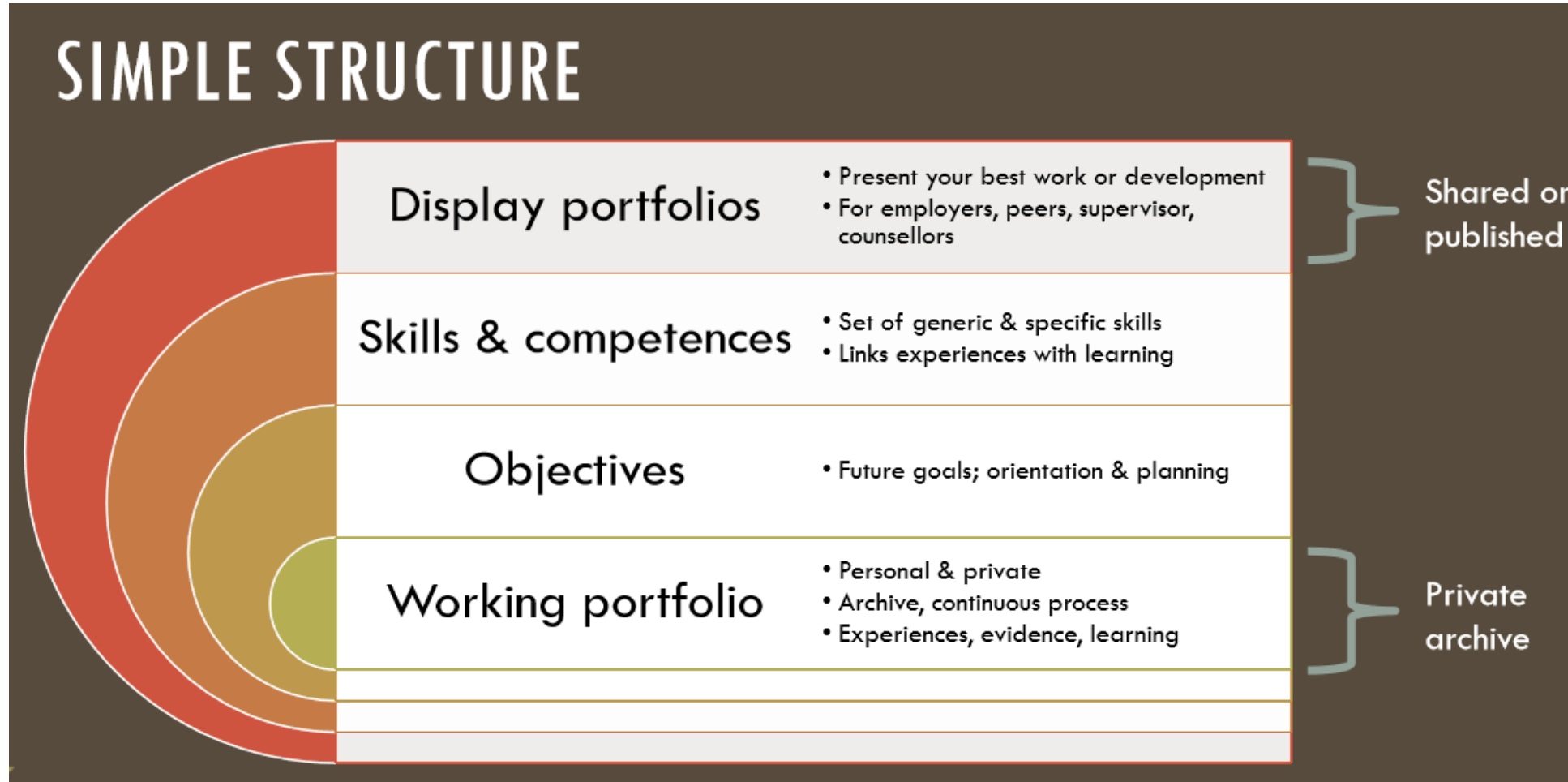
What you've achieved

What skills you developed



- **Learning portfolio:** Demonstrates the learning process with a focus on feedback.
- **Assessment portfolio:** Used to assess students' competency on certain standards or topics
- **Showcase portfolio:** Highlights achievements

# CATEGORIZES PORTFOLIOS





# BUILDING EPORTFOLIO

## 1<sup>st</sup> Step: ePortfolio as storage

- create and collect artifacts
- upload and store in their ePortfolio :
  - photographs,
  - Images
  - YouTube videos
  - items of interest
  - podcasts
  - documents etc.
  - collate exemplars of work to support the development of success criteria for the task or assignment they are working on.



# BUILDING EPORTFOLIO



## Second step : ePortfolio as workspace/process

- Students start planning their goals
- organizing their learning experiences chronologically
- collaborating with their peers
- reflecting on their own learning process and on peers uploads.
- At the same time, they can collect and upload artifacts (storage)
- discuss with peers the selection of their artifacts
- work collaboratively or alone and organize their resources.
- self and peer reflection learning process starts.
- In this level, teacher and peers provide feedback and formative assessment for learning.



## TEACHER TEAMS' WORK



- Introducing the idea and benefits
- Scaffolding with assignments
- Facilitating peer working
- Reserving time
- Giving and organizing feed forward
- Encouraging to practice multimedia competences

Learning space -  
process  
ePortfolio

- Getting started
- Ownership and motivation
- Competence development in study modules
- Reflection and recognition of learning
- Visualization of learning
- Digital outputs
- Peer support and collaboration



STUDENTS

Organizational  
level

Competence  
based curriculum

Assessment  
guidelines

# LEARNING SPACE- PROCESS ePORTFOLIO



# BUILDING EPORTFOLIO

## ePortfolio as Showcase and Assessment / product

A showcase ePortfolio demonstrates students' competences, achievements and products.

When the ePortfolio process is ready to become a product:

- students critically organize their learning experiences thematically
- edit and select their artifacts considering their own reflections and their peers contributions and feedback in order to create their showcase achievement ePortfolio.
- The 'final' products, in the showcase part of an ePortfolio can be evaluated by the teacher as a summative assessment of learning.



SHOWCASE  
ePORTFOLIO

TEACHER TEAMS' WORK

Showcase  
ePortfolio



- Encouraging innovative multimedia competence demonstrations
- Encouraging to show personal strengths
- Supporting the selection of materials which fit to job applications
- Supporting the creation of professional networks

Empowerment  
for continuous  
reflection of  
professional  
and personal  
growth

DISPLAY  
ePORTFOLIO

- ePortfolio for employment
- Competence demonstration for the world of work
- Digital professional and personal identity
- Professional networks



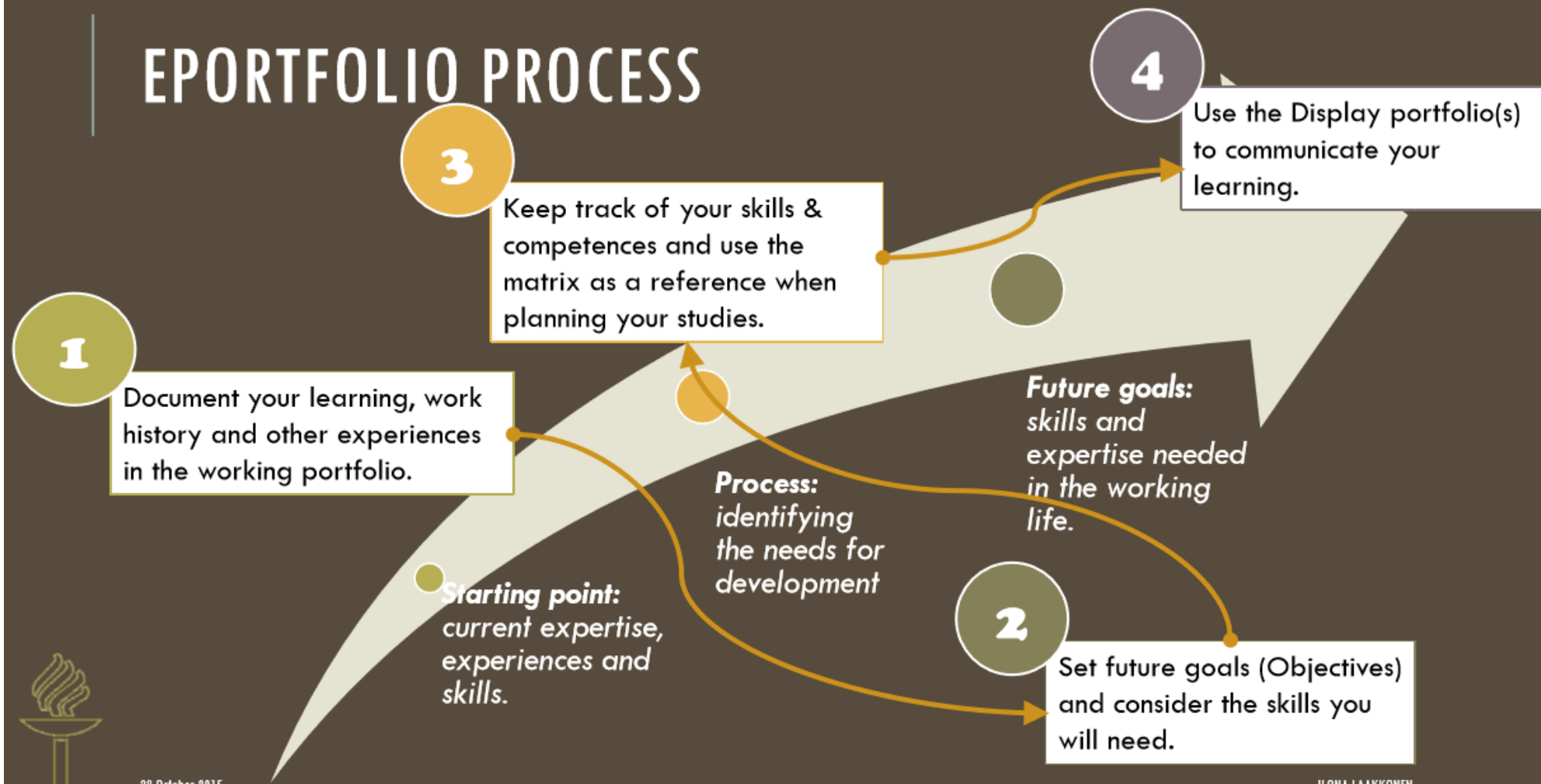
STUDENTS

Organizational  
level

Competence development	Support for tools	Digital open badges	Valuation of innovativeness and creativity
------------------------	-------------------	---------------------	--



# EPORTFOLIO PROCESS



28 October 2015

ILONA LAAKKONEN



Co-funded by the  
Erasmus+ Programme  
of the European Union





# EMVITET



Co-funded by the  
Erasmus+ Programme  
of the European Union



**HAMK**  
HÄMEEN AMMATTIKORKEAKOULU  
HÅME UNIVERSITY OF APPLIED SCIENCES



**KU LEUVEN**





Co-funded by the  
Erasmus+ Programme  
of the European Union



<http://emvitet.org>



[www.facebook.com/emvitet/](http://www.facebook.com/emvitet/)

#### CONTACT US

Project manager

IRMA KUNNARI

Tel. +358 408307431

[irma.kunnari@hamk.fi](mailto:irma.kunnari@hamk.fi)

In Vietnam:

THANH-LAM NGUYEN

Tel. +84-979709024

[amnt@lhu.edu.vn](mailto:amnt@lhu.edu.vn)

**HAMK**  
HÄMEEN AMMATTIKORKEAKOULU  
HÄME UNIVERSITY OF APPLIED SCIENCES



**KU LEUVEN**

